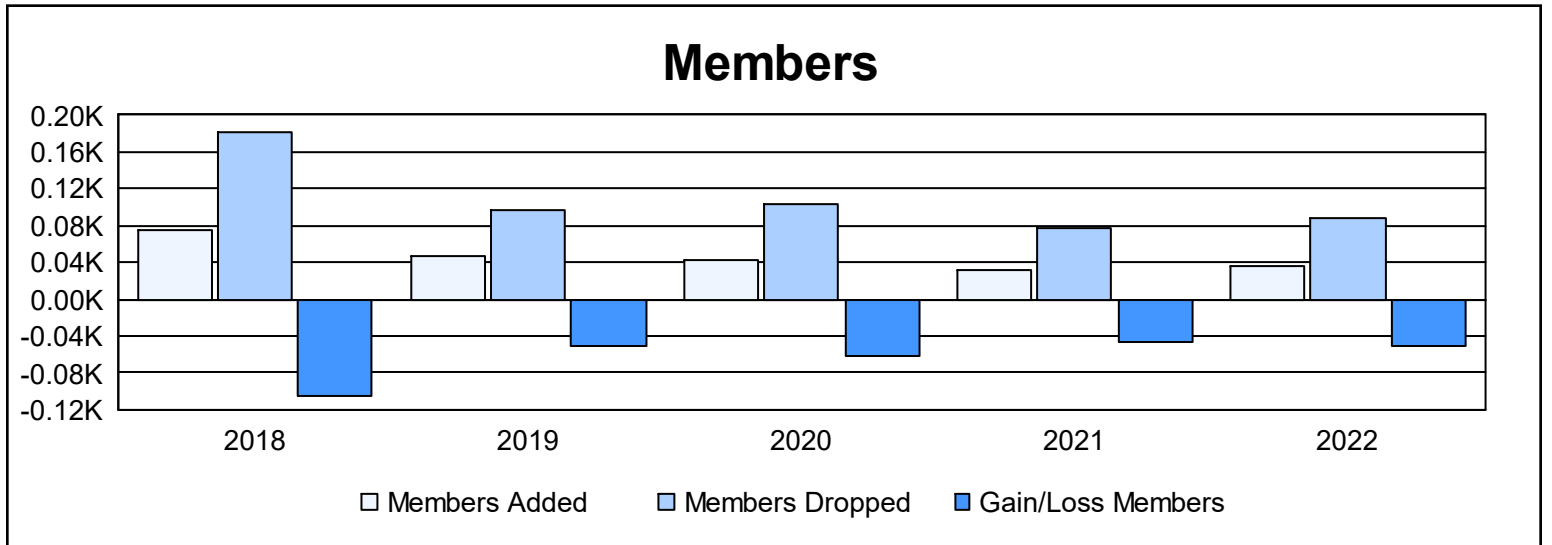
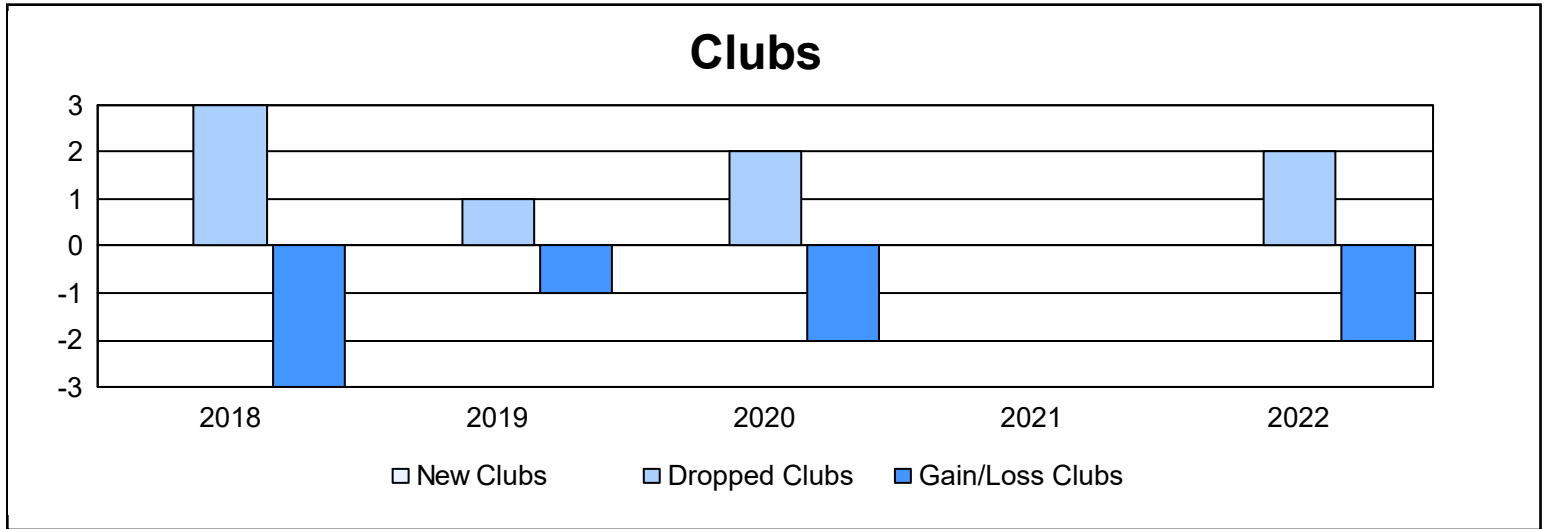
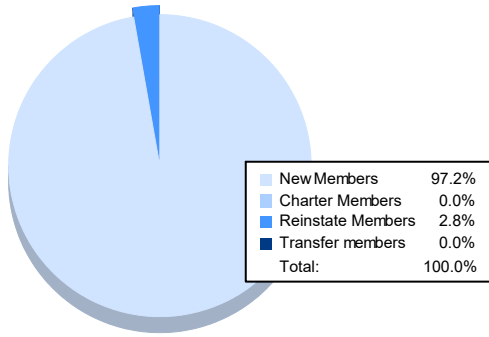


| Year | New Clubs | Dropped Clubs | Gain/ Loss Clubs | New Members | Charter Members | Reinstate Members | Transfer Members | Total Member Added | Total Members Dropped | Gain/ Loss Members |
|----------------|-----------|---------------|------------------|-------------|-----------------|-------------------|------------------|--------------------|-----------------------|--------------------|
| 2017-2018 | 0 | 3 | -3 | 71 | 1 | 1 | 3 | 76 | 182 | -106 |
| 2018-2019 | 0 | 1 | -1 | 46 | 0 | 1 | 0 | 47 | 97 | -50 |
| 2019-2020 | 0 | 2 | -2 | 41 | 0 | 1 | 0 | 42 | 104 | -62 |
| 2020-2021 | 0 | 0 | 0 | 28 | 0 | 0 | 4 | 32 | 78 | -46 |
| 2021-2022 | 0 | 2 | -2 | 35 | 0 | 1 | 0 | 36 | 87 | -51 |
| Average | 0 | 2 | -2 | 44 | 0 | 1 | 1 | 47 | 110 | -63 |



Membership Composition June 2022 Cumulative



Gender Composition June 2022 Cumulative

